




SURFACE ELECTRODE



Product Description

Surface electrodes are cup electrodes used for EEG, EMG, or EOG (electro-oculography) recordings. Their structure is a small metal cup (often silver/silver chloride, gold, or tin) with an internal wire interface.

Product Features/Advantages

-  Small contact area with concentrated signal
-  Reusable
-  Suitable for fastening to the scalp, face, or limbs

Application

EEG; IONM; specialized EMG measurements (e.g. Facial nerve, extraocular muscles).

How To Use

1. Drop conductive paste or gel inside the cup
2. Place the cup on the skin
3. Secure with medical tape or a cap-style holder.

Product Name	Diameter of Cup	Height of Cup	Package
SURFACE ELECTRODE	$\phi 9.5\text{mm}\pm 0.1$	2.5mm	10,000pcs/bag

